

1832 Asset Management L.P.

Scotia Nasdaq Index Fund - Series A

May 31, 2024

This document contains key information you should know about Scotia Nasdaq Index Fund (the "Fund"). You can find more detailed information in the Fund's simplified prospectus. Ask your representative for a copy, contact 1832 Asset Management L.P. at 1-800-268-9269, fundinfo@scotiabank.com, or visit www.scotiafunds.com.

Before you invest in any fund, consider how the fund would work with your other investments and your tolerance for risk.

Quick Facts

Fund code(s):	BNS397	Fund Manager:	1832 Asset Management L.P.
Date series started:	December 18, 2000	Portfolio Manager:	1832 Asset Management L.P.
Total value of Fund on April 30, 2024:	\$1,331,092,400	Sub-adviser:	State Street Global Advisors, Ltd.
Management expense ratio (MER):	1.13%	Minimum investment:	\$500 initial, \$25 subsequent

What does the Fund invest in?

The Fund tracks the performance of the Nasdaq-100 Index in Canadian dollars by investing primarily in the stocks that are included in the index.

The charts below provide you with a snapshot of the Fund's investments on April 30, 2024. The Fund's investments will change.

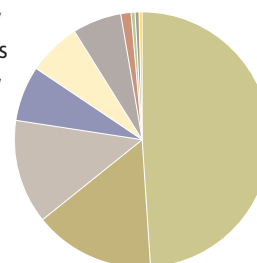
Top 10 investments (April 30, 2024)

1. Microsoft Corporation	8.5%
2. Apple Inc.	7.7%
3. NVIDIA Corporation	6.3%
4. Amazon.com Inc.	5.3%
5. Broadcom Inc.	4.5%
6. Meta Platforms, Inc., Class A	4.4%
7. Alphabet Inc., Class A	2.8%
8. Alphabet Inc., Class C	2.7%
9. Tesla Motors Inc.	2.6%
10. Costco Wholesale Corporation	2.4%
Total percentage of top 10 investments:	47.2%

Total number of investments: 102

Investment mix (April 30, 2024)

49.0%	Information Technology
15.3%	Communication Services
13.2%	Consumer Discretionary
7.0%	Industrials
6.7%	Consumer Staples
6.2%	Health Care
1.3%	Utilities
0.5%	Energy
0.5%	Financials
0.4%	Cash and Cash Equivalents
-0.1%	Other Net Assets (Liabilities)



How risky is it?

The value of the Fund can go down as well as up. You could lose money.

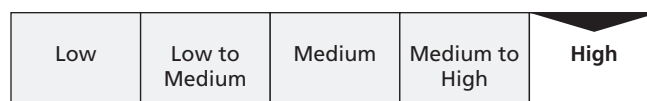
One way to gauge risk is to look at how much a fund's returns change over time. This is called "volatility".

In general, funds with higher volatility will have returns that change more over time. They typically have a greater chance of losing money and may have a greater chance of higher returns. Funds with lower volatility tend to have returns that change less over time. They typically have lower returns and may have a lower chance of losing money.

Risk rating

1832 Asset Management L.P. has rated this Fund's risk to be **high**.

This rating considers how much the Fund's returns have changed from year to year. It doesn't tell you how volatile the Fund will be in the future. The rating can change over time. A fund with a low risk rating can still lose money.



For more information about the risk rating and specific risks that can affect the Fund's returns, see the Risk section in the Fund's simplified prospectus.

No guarantees

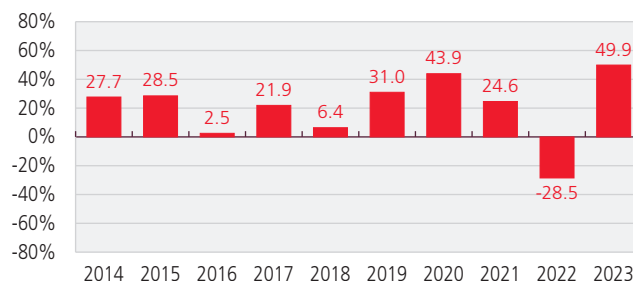
Like most mutual funds, this Fund doesn't have any guarantees. You may not get back the amount of money you invest.

How has the Fund performed?

This section tells you how the Series A units of the Fund have performed over the past 10 years. Returns are after expenses have been deducted. These expenses reduce the Fund's return.

Year-by-year returns

This chart shows how the Series A units of the Fund have performed in each of the past 10 calendar years. The Fund dropped in value in 1 of the 10 years. The range of returns and change from year to year can help you assess how risky the Fund has been in the past. It does not tell you how the Fund will perform in the future.



Best and worst 3-month returns

This table shows the best and worst returns for the Series A units of the Fund in a 3-month period over the past 10 years. The best and worst 3-month returns could be higher or lower in the future. Consider how much of a loss you could afford to take in a short period of time.

	Return	3 months ending	If you invested \$1,000 at the beginning of the period
Best return	25.3%	June 30, 2020	Your investment would rise to \$1,253
Worst return	-20.2%	June 30, 2022	Your investment would drop to \$798

Average return

A person who invested \$1,000 in Series A units of the Fund 10 years ago now has \$5,761. This works out to be an annual compound return of 19.1%

Who is this Fund for?

Investors who:

- want the growth potential of investing in U.S. equity securities while tracking the performance of the Nasdaq-100 Index in Canadian Dollar
- invest for the long term
- are very comfortable with the ups and downs of the stock market

! Don't buy this fund if you need a steady source of income from your investment.

A word about tax

In general, you'll have to pay income tax on any money you make on a fund. How much you pay depends on the tax laws where you live and whether or not you hold the fund in a registered plan, such as a Registered Retirement Savings Plan or a Tax-Free Savings Account.

Keep in mind that if you hold your fund in a non-registered account, fund distributions are included in your taxable income, whether you get them in cash or have them reinvested.

How much does it cost?

The following tables show the fees and expenses you could pay to buy, own and sell Series A units of the Fund. The fees and expenses, including any commissions, can vary among series of the Fund and among funds. Higher commissions can influence representatives to recommend one investment over another. Ask about other funds and investments that may be suitable for you at a lower cost.

1. Sales charges

Series A units of this Fund are classified as 'no-load', meaning you can buy, switch or sell units of the fund through certain dealers without paying a sales charge.

2. Fund expenses

You do not pay these expenses directly. They affect you because they reduce the returns of the Series A units of the Fund.

As of December 31, 2023, Series A units of the Fund's expenses were 1.13% of its value, which equals \$11.30 for every \$1,000 invested.

	Annual rate (as a % of the Fund's value)
Management expense ratio (MER) This is the total of the Series A units of the Fund's management fees (including the trailing commission), fixed administration fees and fund costs.	1.13%
Trading expense ratio (TER) These are the Fund's trading costs.	0.00%
Fund expenses	1.13%

More about the trailing commission

The trailing commission is an ongoing commission. It is paid for as long as you own the Fund. It is for the services and/or advice that your representative and their firm provide to you.

1832 Asset Management L.P. pays the trailing commission to your representative's firm. It is paid from the Fund's management fee and is based on the value of your investment.

- **No-load** 0% to 0.55% of the value of your investment each year. This equals \$0 to \$5.50 each year for every \$1,000 invested.

3. Other fees

You may have to pay other fees when you buy, hold, sell or switch units of the Fund.

Fee

What you pay

- **Short-term trading fee** Using the NAV of the prior business day, 1% of the value of units you sell or switch within 30 days of buying them. This fee goes to the Fund.
- **Registered plan fee** If you invest through a Registered Plan, a withdrawal fee and/or transfer fee may apply. Contact your broker or dealer to determine if any such fees are applicable.

What if I change my mind?

Under securities law in some provinces and territories, you have the right to:

- withdraw from an agreement to buy units of the Fund within two business days after you receive a copy of the Fund's simplified prospectus or Fund Facts document, or
- cancel your purchase within 48 hours after you receive confirmation of the purchase.

In some provinces and territories, you also have the right to cancel a purchase, or in some jurisdictions, claim damages, if the simplified prospectus, Fund Facts document or financial statements contain a misrepresentation. You must act within the time limit set by the securities law in your province or territory.

For more information, see the securities law of your province or territory or ask a lawyer.

For more information

Contact 1832 Asset Management L.P. or your representative for a copy of the Fund's simplified prospectus and other disclosure documents. These documents and the Fund Facts make up the Fund's legal documents.

1832 Asset Management L.P.
 40 Temperance Street
 16th Floor
 Toronto, Ontario, M5H 0B4

Toll Free: 1-800-268-9269
 E-mail: fundinfo@scotiabank.com
 Website: www.scotiafunds.com

To learn more about investing in mutual funds, see the brochure **Understanding mutual funds**, which is available on the website of the Canadian Securities Administrators at www.securities-administrators.ca.

Additional Information:

The fund is not sponsored, endorsed, sold or promoted by The NASDAQ OMX Group, Inc. or its affiliates (NASDAQ OMX, with its affiliates, are referred to collectively as "Nasdaq"). Nasdaq has not passed on the legality or suitability of, or the accuracy or adequacy of descriptions and disclosures relating to the fund. Nasdaq makes no representation or warranty, express or implied to the owners of the fund or any member of the public regarding the advisability of investing in securities generally or in the fund particularly, or the ability of the Nasdaq-100 Index® (the "Index") to track general stock market performance. Nasdaq's only relationship to the Manager is in the licensing of the Nasdaq®, OMX®, NASDAQ OMX®, Nasdaq-100®, and Nasdaq-100 Index registered trademarks, and certain trade names of Nasdaq and the use of the Index which is determined, composed and calculated by NASDAQ OMX without regard to the Manager or the fund. NASDAQ OMX has no obligation to take the needs of the fund or the owners of the funds into consideration in determining, composing or calculating the Index. Nasdaq is not responsible for and have not participated in the determination of the timing of, prices at, or quantities of the fund to be issued or in the determination or calculation of the equation by which the fund is to be converted into cash. Nasdaq has no liability in connection with the administration, marketing or trading of the fund. **Nasdaq does not guarantee the accuracy and/or uninterrupted calculation of the Index or any data included therein. Nasdaq makes no warranty, express or implied, as to results to be obtained by the Manager, owners of the fund or any other person or entity from the use of the Index or any data included therein. Nasdaq makes no express or implied warranties, and expressly disclaim all warranties of merchantability or fitness for a particular purpose or use with respect to the Index or any data included therein. Without limiting any of the foregoing, in no event shall Nasdaq have any liability for any lost profits or special, incidental, punitive, indirect, or consequential damages, even if notified of the possibility of such damages.**

® Registered trademark of The Bank of Nova Scotia, used under licence.